



# MATT ATTITUDE



# TECHNICAL DATA SHEET

A very high coverage water based paint. Dries to a deep chalky matt and washable finish.  
Matt Attitude's unique formulation has drastically reduced the need of chemical additives making it a very natural and eco freindly paint.

## DESTINATION

Interior end Exterior walls






## PREPARATION

(Ensure surfaces are sound, clean, dry and free from grease.  
For all absorbant surfaces (plaster, wood, etc...) apply 1 coat of "Fond de Teint" premium primer.  
For any other surface (tiles, plastic etc...) apply "Restart" multi surface primer.

## TECHNIQUE

Matt Attitude can be applied using a brush or paint roller  
Brush: Without diluting Matt attitude apply one coat using a brush. This will give a soft brush stroke effect.  
Roller : Dilute Matt Attitude with up to 30% water before applying two coats using a roller.

## DILUTION, DRYING AND COVERAGE

 <p>Ready to use</p>	 <p>up to 30% water</p>	 <p>Touch dry : 30mn</p> <p>Recoat: 4 hrs</p>	 <p>12 - 14 m<sup>2</sup> per liter</p>	 <p>Clean Up : Use warm water and soap to clean tools.</p>
---	--	--	--	---

## PROTECTION

Matt Attitude is a very high quality paint and once completely dry and hardened (15 days) requires no other protection.

## COLOURS & PACK SIZE

147 colours - Inspirations + 1050 colours - Colour Box + bespoke colours  
100 ml / 750ml / 2,5 L / 4L / 14 L

## FORMULATION AND TECHNICAL DETAILS

Density : 1,53 g/ltr  
Formulation : Modified acrylic resins, titanium dioxide and selected fillers  
Solids by weight : 38%  
Flash Point : In-inflammable  
Film thickness : 40 µm  
VOC - Maximum content : 22gr/ltr  
(Fiche technique version 2008/03)